

CSE 12:

Basic data structures and object-oriented design

Jacob Whitehill
jake@mplab.ucsd.edu

Lecture Sixteen
1 August 2012

Sorting, continued

Review of selection sort

- Pseudocode:

```
void selectionSort (int[] array) {  
    While size of unsorted part > 0:  
        Find largest element e of unsorted part  
        Swap e with right-most element of unsorted part  
}
```

- Time cost: $O(n^2)$ in worst, best, and average cases
- No matter what the input array contains, selection sort must always search the unsorted part for its largest remaining element.

Selection sort: in-place

- Example:

Unsorted part	Sorted part
6 1 4 3 8	7 2 5

Selection sort: in-place

- Example:

Unsorted part	Sorted part
6 1 4 3 5	7 2 8

Selection sort: in-place

- Example:

Unsorted part	Sorted part
6 1 4 3 5	2 7 8

Selection sort: in-place

- Example:

Unsorted part	Sorted part
2 1 4 3 5	6 7 8

Selection sort: in-place

- Example:

Unsorted part	Sorted part
1 2 3 4 5	6 7 8

Insertion sort.

Insertion sort

- Like selection sort, **insertion sort** maintains a “sorted part” S and “unsorted part” U of the input array:

Sorted part

Unsorted part

- Insertion sort operates by repeatedly removing the *leftmost* element of U and *inserting* it into its “proper place” in S .

Insertion sort

- Example:

Sorted part

Unsorted part

6 1 4 3 8 7 2 5



Insertion sort

- Example:

Sorted part

6

Unsorted part

6 1 4 3 8 7 2 5
1 4 3 8 7 2 5

Insertion sort

- Example:

Sorted part

6



Unsorted part

6	1	4	3	8	7	2	5
	1	4	3	8	7	2	5

Insertion sort

- Example:

Sorted part

6
1 6

Unsorted part

6 1 4 3 8 7 2 5
1 4 3 8 7 2 5
4 3 8 7 2 5

Insertion sort

- Example:

Sorted part

6
1 6



Unsorted part

6	1	4	3	8	7	2	5
	1	4	3	8	7	2	5
		4	3	8	7	2	5

Insertion sort

- Example:

Sorted part

6
1 6
1 4 6

Unsorted part

6 1 4 3 8 7 2 5
1 4 3 8 7 2 5
4 3 8 7 2 5
3 8 7 2 5

Insertion sort

- Example:

Sorted part

6
1 6
1 4 6



Unsorted part

6 1 4 3 8 7 2 5
1 4 3 8 7 2 5
4 3 8 7 2 5
3 8 7 2 5

Insertion sort

- Example:

Sorted part

6
1 6
1 4 6
1 3 4 6

Unsorted part

6 1 4 3 8 7 2 5
1 4 3 8 7 2 5
4 3 8 7 2 5
3 8 7 2 5
8 7 2 5

Insertion sort

- Example:

Sorted part

6
1 6
1 4 6
1 3 4 6



Unsorted part

6 1 4 3 8 7 2 5
1 4 3 8 7 2 5
4 3 8 7 2 5
3 8 7 2 5
8 7 2 5

Insertion sort

- Example:

Sorted part

6
1 6
1 4 6
1 3 4 6
1 3 4 6 8

Unsorted part

6 1 4 3 8 7 2 5
1 4 3 8 7 2 5
4 3 8 7 2 5
3 8 7 2 5
8 7 2 5
7 2 5

Insertion sort

- Example:

Sorted part

Unsorted part

6

6 1 4 3 8 7 2 5

1 6

1 4 3 8 7 2 5

1 4 6

4 3 8 7 2 5

1 3 4 6

3 8 7 2 5

1 3 4 6 8

8 7 2 5

1 3 4 6 7 8

7 2 5

1 2 3 4 6 7 8

2 5

1 2 3 4 5 6 7 8 Done.

5

Insertion sort

- With insertion sort, most of the “effort” is in *inserting* the element into its proper slot.
- In contrast, with *selection sort*, most of the effort is in *finding* the largest element to insert.
- Like selection sort, insertion sort too can operate *in-place*:
 - When we remove the leftmost element x from U , we save it in a temporary variable.
 - To find x 's proper “slot”: we “slide down” each element y of S to the right as long as $y > x$.
 - We finally insert x , and repeat until U is empty.

Insertion sort

- Example:

Sorted part

Unsorted part

6 1 4 3 8 7 2 5

x: 6

Insertion sort

- Example:

Sorted part	Unsorted part
6 1 4 3	8 7 2 5

Insertion sort

- Example:

Sorted part

Unsorted part

6 1 4 3 8 7 2 5

x: 1

Insertion sort

- Example:

Sorted part

Unsorted part

6

4 3

8 7 2 5

x: 1

Move $y=6$ to the right because $y > x$.

Insertion sort

- Example:

Sorted part

Unsorted part

6 4 3 8 7 2 5

x: 1

Insertion sort

- Example:

Sorted part	Unsorted part
1 6 4 3	8 7 2 5

Insertion sort

- Example:

Sorted part

Unsorted part

1 6 4 3 8 7 2 5

x: 4

Insertion sort

- Example:

Sorted part

1 6

Unsorted part

3 8 7 2 5

$x: 4$

Move $y=6$ to the right because $y > x$.

Insertion sort

- Example:

Sorted part

Unsorted part

1

6

3

8

7

2

5

x: 4

Insertion sort

- Example:

Sorted part	Unsorted part
1 4 6	3 8 7 2 5

Insertion sort

- Example:

Sorted part

Unsorted part

1 4 6 3 8 7 2 5

x: 3

Insertion sort

- Example:

Sorted part

1 4 6

Unsorted part

8 7 2 5

$x: 3$

Move $y=6$ to the right because $y > x$.

Insertion sort

- Example:

Sorted part

Unsorted part

1 4

6

8

7

2

5

x: 3

Insertion sort

- Example:

Sorted part

Unsorted part

1 4 6 8 7 2 5

x: 3

Move $y=4$ to the right because $y > x$.

Insertion sort

- Example:

Sorted part

Unsorted part

1

4

6

8

7

2

5

x: 3

Insertion sort

- Example:

Sorted part	Unsorted part
1 3 4 6	8 7 2 5

Insertion sort

- Example:

Sorted part	Unsorted part
1 3 4 6	8 7 2 5

Insertion sort

- Example:

Sorted part	Unsorted part
1 3 4 6	7 8 2 5

Insertion sort

- Example:

Sorted part	Unsorted part
1 2 3 4	6 7 8 5

Insertion sort

- Example:

Sorted part	Unsorted part
1 2 3 4	5 6 7 8

Insertion sort

- Pseudocode:

The reason we need this variable is that “sliding” y to the right may overwrite the leftmost element of U .

While U is not empty:

Save leftmost element x of U into **temporary variable**.

Remove x from U .

Loop from right to left on element y of S :

 If $y > x$:

 Slide y to the right by one slot.

 Let y be the element to the left of y

 Else ($y \leq x$):

 Insert x to the right of y .

 Break

Since the algorithm requires only $O(1)$ additional memory (to store x), it is still considered to operate “in-place”.

Stability

- Insertion sort is *stable* as long as we “shift over” an element y in S if $y > x$.

Sorted part

Unsorted part

| 2 3₁ 3₂ 7 8

| 2 3₁ 3₂ 7 8

| 2 3₁ 3₂ 7 8

| 2 3₁ 3₂ 7 8

| 2 3₁ 7 8

$x: 3_2$

We don't move $y=3_1$ to the right because y *not* $> x$.

Stability

- Insertion sort is *stable* as long as we “shift over” an element y in S if $y > x$.

Sorted part

Unsorted part

| 2 3₁ 3₂ 7 8

| 2 3₁ 3₂ 7 8

| 2 3₁ 3₂ 7 8

| 2 3₁ 3₂ 7 8

| 2 3₁ 3₂ 7 8

Stability

- Insertion sort is *stable* as long as we “shift over” an element y in S if $y > x$.

| 2 3₁ 3₂ 7 8
| 2 3₁ 3₂ 7 8
| 2 3₁ 3₂ 7 8
| 2 3₁ 3₂ 7 8
| 2 3₁ 3₂ 7 8
| 2 3₁ 3₂ 7 8
| 2 3₁ 3₂ 7 8

Stable.

Stability

- If instead we “shift over” y whenever $y \geq x$, then insertion sort is *not* stable.

Sorted part

Unsorted part

| 2 3₁ 3₂ 7 8

| 2 3₁ 3₂ 7 8

| 2 3₁ 3₂ 7 8

| 2 3₁ 3₂ 7 8

| 2 3₁ 7 8

$x: 3_2$

We move $y=3_1$ to the right
because $y \geq x$.

Stability

- If instead we “shift over” y whenever $y \geq x$, then insertion sort is *not* stable.

Sorted part

Unsorted part

| 2 3₁ 3₂ 7 8

| 2 3₁ 3₂ 7 8

| 2 3₁ 3₂ 7 8

| 2 3₁ 3₂ 7 8

| 2 3₁ 7 8

x: 3₂

Stability

- If instead we “shift over” y whenever $y \geq x$, then insertion sort is *not* stable.

Sorted part

Unsorted part

| 2 3₁ 3₂ 7 8

| 2 3₁ 3₂ 7 8

| 2 3₁ 3₂ 7 8

| 2 3₁ 3₂ 7 8

| 2 3₂ 3₁ 7 8

Stability

- If instead we “shift over” y whenever $y \geq x$, then insertion sort is *not* stable.

Sorted part

Unsorted part

| 2 3₁ 3₂ 7 8

| 2 3₁ 3₂ 7 8

| 2 3₁ 3₂ 7 8

| 2 3₁ 3₂ 7 8

| 2 3₂ 3₁ 7 8

| 2 3₂ 3₁ 7 8

| 2 3₂ 3₁ 7 8

Not stable.

Time cost: worst case

While U is not empty:

Save leftmost element x of U into temporary variable.

Remove x from U.

Loop from right to left on element y of S:

If $y > x$:

Slide y to the right by one slot.

Let y be the element to the left of y

Else ($y \leq x$):

Insert x to the right of y .

Break

- Outer loop executes n times.
- Inner loop has to move all the elements of S to the right by one slot before inserting x .
- Since S grows in size as outer loop iterates, this results in $1, 2, 3, \dots, n-1$ operations.
- $1 + 2 + 3 + \dots + n-1 = n(n-1)/2 = O(n^2)$.
- Worst case is realized when the input are sorted *backwards*.

Time cost: best case

While U is not empty:

Save leftmost element x of U into temporary variable.

Remove x from U.

Loop from right to left on element y of S:

If $y > x$:

Slide y to the right by one slot.

Let y be the element to the left of y

Else ($y \leq x$):

Insert x to the right of y .

Break

- Outer loop executes n times.
- Inner loop only executes once -- x is inserted as the rightmost element of S.
- This results in only 1 operation per outer loop iteration.
- $1 + 1 + 1 + \dots + 1 = O(n)$.
- Best case is realized when the input is already sorted.

Insertion sort versus selection sort

- Selection sort is $O(n^2)$ regardless of the input.
- Insertion sort is $O(n^2)$ in the worst case and average case, but $O(n)$ in the best case.
- If your input array *might* already be sorted (or almost sorted), then insertion sort is much better.

Heapsort.

Heapsort

- The *heap* data structure we covered earlier in the course turns out to be useful for sorting.
- A *heap* allows the removal of the *largest element* in $O(\log n)$ time.
- To see how this is useful in sorting, recall how *selection sort* operates:

While U is not empty:

Remove the largest element of U and add it to S .

Heapsort

- Selection sort uses a simple *linear search* through U to find the largest element in $O(n)$ time.
- Using a heap, we can do this in $O(\log n)$ time.
- This results in the following **heapsort** algorithm:

Build a heap from the data in U .

While U is not empty:

 Remove largest from U and add it to S .

Heapsort

- Building a heap from n data in U takes time at most $O(n \log n)$. *
- The loop iterates n times.
 - Finding+removing largest takes time $O(\log n)$.
- In total, heapsort takes time $O(n \log n) + n * O(\log n) = O(n \log n)$ in both the *worst case* and *best case*.

* It's actually possible to heapify an array of n elements in $O(n)$ time, but that doesn't affect heapsort's *asymptotic* performance.

Heapsort

- Example:

Unsorted part

6 1 4 3 8 7 2 5

Sorted part

First, convert this into an
array-based max-heap.

Heapsort

- Example:

Unsorted part

6 1 4 3 8 7 2 5
8 6 7 5 3 4 2 1

Sorted part

Heapsort

- Example:

Unsorted part

6 1 4 3 8 7 2 5
8 6 7 5 3 4 2 1

Sorted part

Now, repeatedly call
`removeLargest()` and
add that element to the
sorted part.

Heapsort

- Example:

Unsorted part

6	1	4	3	8	7	2	5
8	6	7	5	3	4	2	1
7	6	4	5	3	1	2	

Sorted part

8

Done.

Heapsort

- Example:

Unsorted part

6	1	4	3	8	7	2	5
8	6	7	5	3	4	2	1
7	6	4	5	3	1	2	
6	5	4	2	3	1		

Sorted part

							8
						7	8

Done.

Heapsort

- Example:

Unsorted part

6	1	4	3	8	7	2	5
8	6	7	5	3	4	2	1
7	6	4	5	3	1	2	
6	5	4	2	3	1		
5	3	4	2	1			

Sorted part

							8
						7	8
		6	7	8			

Done.

Heapsort

- Example:

Unsorted part

6	1	4	3	8	7	2	5
8	6	7	5	3	4	2	1
7	6	4	5	3	1	2	
6	5	4	2	3	1		
5	3	4	2	1			
4	3	1	2				

Sorted part

							8
						7	8
				6	7	8	
	5	6	7	8			

Done.

Heapsort

- Example:

Unsorted part

Sorted part

6 1 4 3 8 7 2 5
8 6 7 5 3 4 2 1
7 6 4 5 3 1 2
6 5 4 2 3 1
5 3 4 2 1
4 3 1 2
3 2 1
2 1
1

Done. 1 2 3 4 5 6 7 8

8

7 8

6 7 8

5 6 7 8

4 5 6 7 8

3 4 5 6 7 8

2 3 4 5 6 7 8

Heapsort

- In the way that Heapsort was demonstrated in the previous slides, it could be implemented as follows:

```
void heapsort (Integer[] array) {
    Heap12<Integer> heap = new HeapImpl12<Integer>();
    for (int i = 0; i < array.length; i++) {
        heap.add(array[i]);
    }
    for (int i = array.length - 1; array >= 0; array--) {
        array[i] = heap.removeLargest();
    }
}
```

Heapsort

- In the way that Heapsort was demonstrated in the previous slides, it could be implemented as follows:

```
void heapsort (Integer[] array) {
    Heap12<Integer> heap = new HeapImpl12<Integer>();
    for (int i = 0; i < array.length; i++) {
        heap.add(array[i]);
    }
    for (int i = array.length - 1; array >= 0; array--) {
        array[i] = heap.removeLargest();
    }
}
```

- This works fine, but does not operate *in-place* because the heap requires $O(n)$ *additional* storage to the input array itself.

Heapsort

- In the way that Heapsort was demonstrated in the previous slides, it could be implemented as follows:

```
void heapsort (Integer[] array) {
    Heap12<Integer> heap = new HeapImpl12<Integer>();
    for (int i = 0; i < array.length; i++) {
        heap.add(array[i]);
    }
    for (int i = array.length - 1; array >= 0; array--) {
        array[i] = heap.removeLargest();
    }
}
```

```
class HeapImpl12<T ...> ... {
    T[] _nodeArray;
    int _numNodes = 0;

    HeapImpl12<T> () {
        _nodeArray = (T[]) new Comparable[128];
    }
}
```

_nodeArray requires
 $O(n)$ additional storage
to the user's input
array

Heapsort

- However, we can also implement Heapsort to work *in-place*.
- The “trick” is that the *input array* to Heapsort will serve as the `HeapImp112`'s *underlying storage*.
- In `HeapImp112`, instead of allocating a *new* `_nodeArray`, we will simply set it to the the user's *input array*.

Heapsort

- We implement a new `HeapImpl12` constructor and use it in `heapsort`:

```
void heapsort (Integer[] array) {
    Heap12<Integer> heap = new HeapImpl12<Integer>(array);
    for (int i = 0; i < array.length; i++) {
        heap.add(array[i]);
    }
    for (int i = array.length - 1; array >= 0; array--) {
        array[i] = heap.removeLargest();
    }
}
```

Here we are offering a second constructor, in which the user can pass in an *existing* array as the heap's underlying storage. ==> No extra storage!

```
class HeapImpl12<T ...> ... {
    T[] _nodeArray;
    int _numNodes = 0;

    HeapImpl12<T> () {
        _nodeArray = (T[]) new Comparable[128];
    }
    HeapImpl12<T> (T[] array) {
        _nodeArray = array;
    }
}
```

Heapsort

- Example -- let's turn the following 8-element input array into a *heap*.

6 1 4 3 8 7 2 5

- The array above *is* the heap's underlying storage (`_nodeArray`), and it is *also* the user's input **array**.
- Initially, `_numNodes = 0`.
- Each time we “add” an element to the heap, `_numNodes` will increase by 1.

Heapsort

- Example -- let's turn the following 8-element input array into a *heap*.

Heapified elements	Non-heapified elements
6 1 4 3 8 7 2	5

`_numNodes: 0`

```
void heapsort (Integer[] array) {
    Heap12<Integer> heap = new HeapImpl12<Integer>(array);
    for (int i = 0; i < array.length; i++) {
        heap.add(array[i]);
    }
    for (int i = array.length - 1; array >= 0; array--) {
        array[i] = heap.removeLargest();
    }
}
```


Heapsort

- Example -- let's turn the following 8-element input array into a *heap*.

Heapified elements

Non-heapified elements

6 1 4 3 8 7 2 5

`_numNodes: 1`

Increment `_numNodes`

```
void heapsort (Integer[] array) {
    Heap12<Integer> heap = new HeapImpl12<Integer>(array);
    for (int i = 0; i < array.length; i++) {
        heap.add(array[i]);
    }
    for (int i = array.length - 1; array >= 0; array--) {
        array[i] = heap.removeLargest();
    }
}
```

Heapsort

- Example -- let's turn the following 8-element input array into a *heap*.

Heapified elements

Non-heapified elements

6 1 4 3 8 7 2 5

`_numNodes: 1`

Call `bubbleUp`

```
void heapsort (Integer[] array) {
    Heap12<Integer> heap = new HeapImpl12<Integer>(array);
    for (int i = 0; i < array.length; i++) {
        heap.add(array[i]);
    }
    for (int i = array.length - 1; array >= 0; array--) {
        array[i] = heap.removeLargest();
    }
}
```

Heapsort

- Example -- let's turn the following 8-element input array into a *heap*.

Heapified elements

Non-heapified elements

6 1 4 3 8 7 2 5

`_numNodes: 2`

Increment `_numNodes`

```
void heapsort (Integer[] array) {
    Heap12<Integer> heap = new HeapImpl12<Integer>(array);
    for (int i = 0; i < array.length; i++) {
        heap.add(array[i]);
    }
    for (int i = array.length - 1; array >= 0; array--) {
        array[i] = heap.removeLargest();
    }
}
```

Heapsort

- Example -- let's turn the following 8-element input array into a *heap*.

Heapified elements

Non-heapified elements

6 1 4 3 8 7 2 5

`_numNodes: 2`

Call `bubbleUp`

```
void heapsort (Integer[] array) {
    Heap12<Integer> heap = new HeapImpl12<Integer>(array);
    for (int i = 0; i < array.length; i++) {
        heap.add(array[i]);
    }
    for (int i = array.length - 1; array >= 0; array--) {
        array[i] = heap.removeLargest();
    }
}
```

Heapsort

- Example -- let's turn the following 8-element input array into a *heap*.

Heapified elements

Non-heapified elements

6 1 4 3 8 7 2 5

`_numNodes: 3`

Increment `_numNodes`

```
void heapsort (Integer[] array) {
    Heap12<Integer> heap = new HeapImpl12<Integer>(array);
    for (int i = 0; i < array.length; i++) {
        heap.add(array[i]);
    }
    for (int i = array.length - 1; array >= 0; array--) {
        array[i] = heap.removeLargest();
    }
}
```

Heapsort

- Example -- let's turn the following 8-element input array into a *heap*.

Heapified elements

Non-heapified elements

6 1 4 3 8 7 2 5

`_numNodes: 3`

Call `bubbleUp`

```
void heapsort (Integer[] array) {
    Heap12<Integer> heap = new HeapImpl12<Integer>(array);
    for (int i = 0; i < array.length; i++) {
        heap.add(array[i]);
    }
    for (int i = array.length - 1; array >= 0; array--) {
        array[i] = heap.removeLargest();
    }
}
```

Heapsort

- Example -- let's turn the following 8-element input array into a *heap*.

Heapified elements

Non-heapified elements

6 1 4 3 8 7 2 5

`_numNodes: 4`

Increment `_numNodes`

```
void heapsort (Integer[] array) {
    Heap12<Integer> heap = new HeapImpl12<Integer>(array);
    for (int i = 0; i < array.length; i++) {
        heap.add(array[i]);
    }
    for (int i = array.length - 1; array >= 0; array--) {
        array[i] = heap.removeLargest();
    }
}
```

Heapsort

- Example -- let's turn the following 8-element input array into a *heap*.

Heapified elements

Non-heapified elements

6 1 4 3 8 7 2 5

`_numNodes: 4`

Call `bubbleUp`

```
void heapsort (Integer[] array) {
    Heap12<Integer> heap = new HeapImpl12<Integer>(array);
    for (int i = 0; i < array.length; i++) {
        heap.add(array[i]);
    }
    for (int i = array.length - 1; array >= 0; array--) {
        array[i] = heap.removeLargest();
    }
}
```


Heapsort

- Example -- let's turn the following 8-element input array into a *heap*.

Heapified elements

Non-heapified elements

6 3 4 1 8 7 2 5

`_numNodes: 4`

Call `bubbleUp`

```
void heapsort (Integer[] array) {
    Heap12<Integer> heap = new HeapImpl12<Integer>(array);
    for (int i = 0; i < array.length; i++) {
        heap.add(array[i]);
    }
    for (int i = array.length - 1; array >= 0; array--) {
        array[i] = heap.removeLargest();
    }
}
```

Heapsort

- Example -- let's turn the following 8-element input array into a *heap*.

Heapified elements

6 3 4 1 8 7 2 5

Non-heapified elements

`_numNodes: 5`

Increment `_numNodes`

```
void heapsort (Integer[] array) {
    Heap12<Integer> heap = new HeapImpl12<Integer>(array);
    for (int i = 0; i < array.length; i++) {
        heap.add(array[i]);
    }
    for (int i = array.length - 1; array >= 0; array--) {
        array[i] = heap.removeLargest();
    }
}
```

Heapsort

- Example -- let's turn the following 8-element input array into a *heap*.

Heapified elements

Non-heapified elements

6 3 4 1 8 7 2 5

`_numNodes: 5`

Call `bubbleUp`

```
void heapsort (Integer[] array) {
    Heap12<Integer> heap = new HeapImpl12<Integer>(array);
    for (int i = 0; i < array.length; i++) {
        heap.add(array[i]);
    }
    for (int i = array.length - 1; array >= 0; array--) {
        array[i] = heap.removeLargest();
    }
}
```

Heapsort

- Example -- let's turn the following 8-element input array into a *heap*.

Heapified elements

Non-heapified elements

8 6 4 1 3 7 2 5

`_numNodes: 5`

Call `bubbleUp`

Keep repeating this process...

```
void heapsort (Integer[] array) {
    Heap12<Integer> heap = new HeapImpl12<Integer>(array);
    for (int i = 0; i < array.length; i++) {
        heap.add(array[i]);
    }
    for (int i = array.length - 1; array >= 0; array--) {
        array[i] = heap.removeLargest();
    }
}
```

Heapsort

- Example -- let's turn the following 8-element input array into a *heap*.

Heapified elements

Non-heapified elements

8 6 7 5 3 4 2 1

`_numNodes: 8`

Done.

- We have now constructed a heap *within the input array itself*.
- This requires 0 extra storage.

Heapsort

- However, we're still not done.
- We still have to call `removeLargest()` repeatedly, and store its result into the *leftmost* position of the *sorted part* of the array.
- Since we're operating *in-place*, this will require that store the largest value x in a temporary variable.

Heapsort

- Given that the *unsorted part* of the array is now a valid *heap*, we can repeatedly call `removeLargest()` to populate the *sorted part* of the array:

Unsorted part

Sorted part

8 6 7 5 3 4 2 1

```
_max:  
_numNodes: 8
```

Save the heap's largest element in `_max`, and then remove the largest element.

```
void heapsort (Integer[] array) {  
    ...  
    for (int i = array.length - 1; array >= 0; array--) {  
        array[i] = heap.removeLargest();  
    }  
}
```

Heapsort

- Given that the *unsorted part* of the array is now a valid *heap*, we can repeatedly call `removeLargest()` to populate the *sorted part* of the array:

Unsorted part

Sorted part

8 6 7 5 3 4 2 1

```
_max: 8  
_numNodes: 8
```

Save the heap's largest element in `_max`, and then remove the largest element.

```
void heapsort (Integer[] array) {  
    ...  
    for (int i = array.length - 1; array >= 0; array--) {  
        array[i] = heap.removeLargest();  
    }  
}
```


Heapsort

- Given that the *unsorted part* of the array is now a valid *heap*, we can repeatedly call `removeLargest()` to populate the *sorted part* of the array:

Unsorted part

Sorted part

1 6 7 5 3 4 2

`_max: 8`
`_numNodes: 7`

Calling `removeLargest` requires us to `trickleDown` from the root.

```
void heapsort (Integer[] array) {  
    ...  
    for (int i = array.length - 1; array >= 0; array--) {  
        array[i] = heap.removeLargest();  
    }  
}
```

Heapsort

- Given that the *unsorted part* of the array is now a valid *heap*, we can repeatedly call `removeLargest()` to populate the *sorted part* of the array:

Unsorted part

Sorted part

7 6 1 5 3 4 2

```
_max: 8  
_numNodes: 7
```

Calling `removeLargest`
requires us to `trickleDown`
from the root.

```
void heapsort (Integer[] array) {  
    ...  
    for (int i = array.length - 1; array >= 0; array--) {  
        array[i] = heap.removeLargest();  
    }  
}
```

Heapsort

- Given that the *unsorted part* of the array is now a valid *heap*, we can repeatedly call `removeLargest()` to populate the *sorted part* of the array:

Unsorted part

Sorted part

7 6 4 5 3 1 2

```
_max: 8  
_numNodes: 7
```

Calling `removeLargest` requires us to `trickleDown` from the root.

```
void heapsort (Integer[] array) {  
    ...  
    for (int i = array.length - 1; array >= 0; array--) {  
        array[i] = heap.removeLargest();  
    }  
}
```

Heapsort

- Given that the *unsorted part* of the array is now a valid *heap*, we can repeatedly call `removeLargest()` to populate the *sorted part* of the array:

Unsorted part

Sorted part

7 6 4 5 3 1 2 8

```
_max:  
_numNodes: 7
```

Finally, we store `_max` into the *sorted part* of the array.

```
void heapsort (Integer[] array) {  
    ...  
    for (int i = array.length - 1; array >= 0; array--) {  
        array[i] = heap.removeLargest();  
    }  
}
```

Heapsort

- Given that the *unsorted part* of the array is now a valid *heap*, we can repeatedly call `removeLargest()` to populate the *sorted part* of the array:

Unsorted part

Sorted part

7 6 4 5 3 1 2 8

```
_max: 7  
_numNodes: 7
```

Save the heap's largest element in `_max`, and then remove the largest element.

```
void heapsort (Integer[] array) {  
    ...  
    for (int i = array.length - 1; array >= 0; array--) {  
        array[i] = heap.removeLargest();  
    }  
}
```

Heapsort

- Given that the *unsorted part* of the array is now a valid *heap*, we can repeatedly call `removeLargest()` to populate the *sorted part* of the array:

Unsorted part

2 6 4 5 3 1

Sorted part

8

```
_max: 7  
_numNodes: 7
```

Calling `removeLargest`
requires us to `trickleDown`
from the root.

```
void heapsort (Integer[] array) {  
    ...  
    for (int i = array.length - 1; array >= 0; array--) {  
        array[i] = heap.removeLargest();  
    }  
}
```

Heapsort

- Given that the *unsorted part* of the array is now a valid *heap*, we can repeatedly call `removeLargest()` to populate the *sorted part* of the array:

Unsorted part

6 2 4 5 3 1

Sorted part

8

```
_max: 7  
_numNodes: 7
```

Calling `removeLargest`
requires us to `trickleDown`
from the root.

```
void heapsort (Integer[] array) {  
    ...  
    for (int i = array.length - 1; array >= 0; array--) {  
        array[i] = heap.removeLargest();  
    }  
}
```

Heapsort

- Given that the *unsorted part* of the array is now a valid *heap*, we can repeatedly call `removeLargest()` to populate the *sorted part* of the array:

Unsorted part

6 5 4 2 3 1

Sorted part

8

```
_max: 7  
_numNodes: 7
```

Calling `removeLargest`
requires us to `trickleDown`
from the root.

```
void heapsort (Integer[] array) {  
    ...  
    for (int i = array.length - 1; array >= 0; array--) {  
        array[i] = heap.removeLargest();  
    }  
}
```


Heapsort

- Given that the *unsorted part* of the array is now a valid *heap*, we can repeatedly call `removeLargest()` to populate the *sorted part* of the array:

Unsorted part

Sorted part

6 5 4 2 3 1 7 8

```
_max :  
_numNodes : 7
```

Finally, we store `_max` into the *sorted part* of the array.

```
void heapsort (Integer[] array) {  
    ...  
    for (int i = array.length - 1; array >= 0; array--) {  
        array[i] = heap.removeLargest();  
    }  
}
```

Heapsort

- We repeatedly remove the largest element and store it into the leftmost slot of the unsorted part of the array, *until the heap is empty*.
- At that point, the array will be completely sorted.
- Since this required only one auxiliary variable (`_max`), the algorithm works *in-place*.

Heapsort

- In summary, heapsort is an in-place sorting algorithm whose best and worst case time costs are $O(n \log n)$.
- However, the algorithm is *not* stable because the heap ordering may cause the relative order of duplicate elements to become inverted.

Mergesort.

Approach 2: divide and conquer

- So far we've looked at sorting algorithms that partition the input array into a *sorted part* and *unsorted part*, and then “grow” the sorted part to be the entire array.
- An alternative approach altogether is based on the *divide-and-conquer* principle:
 - To sort a list of size n :
 - Divide the list into two halves (approx. size $n/2$).
 - Sort each half independently using recursion.
 - Combine the 2 sorted lists of $n/2$ elements into 1 sorted list of n elements.

Mergesort

- The first algorithm we examine that uses divide-and-conquer is **Mergesort**.
- Here's the “main idea” behind the algorithm:
 - Suppose we have a *left list* and a *right list* that are *already sorted*.
 - To combine these two lists into one larger sorted list, we just:
 - Iterate through both lists simultaneously.
 - “Pick out” the smaller element from the current position of either the left or right list, and insert it into our *combined* list.

Merging two sorted lists

- Example:



Iterate through both lists:

Pick out the smaller element x from the current position of either the left or right list;

Advance the pointer of whichever list contained x ;

Then *insert* x into the combined list.

Merging two sorted lists

- Example:



Iterate through both lists:

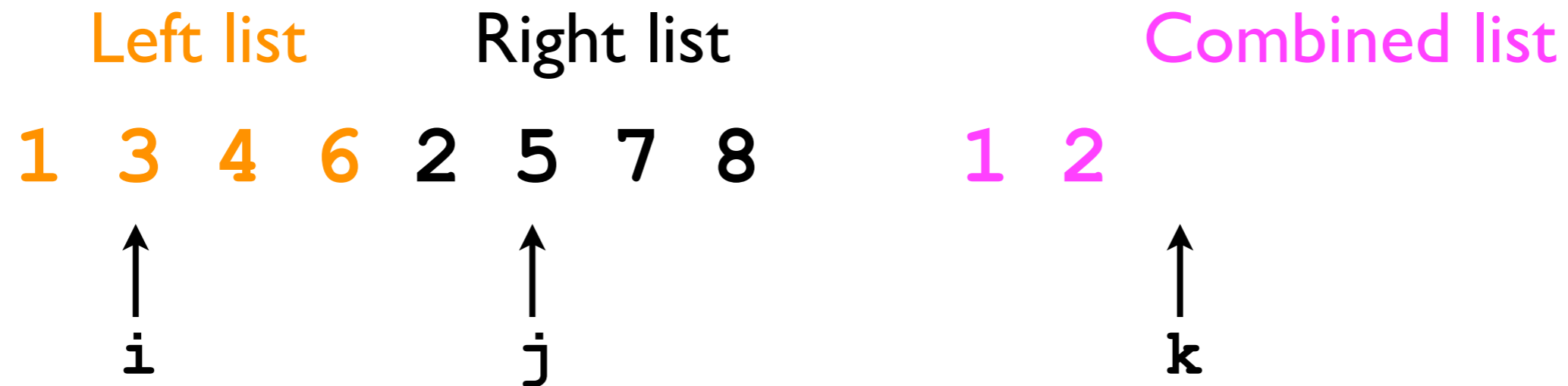
Pick out the smaller element x from the current position of either the left or right list;

Advance the pointer of whichever list contained x ;

Then *insert* x into the combined list.

Merging two sorted lists

- Example:



Iterate through both lists:

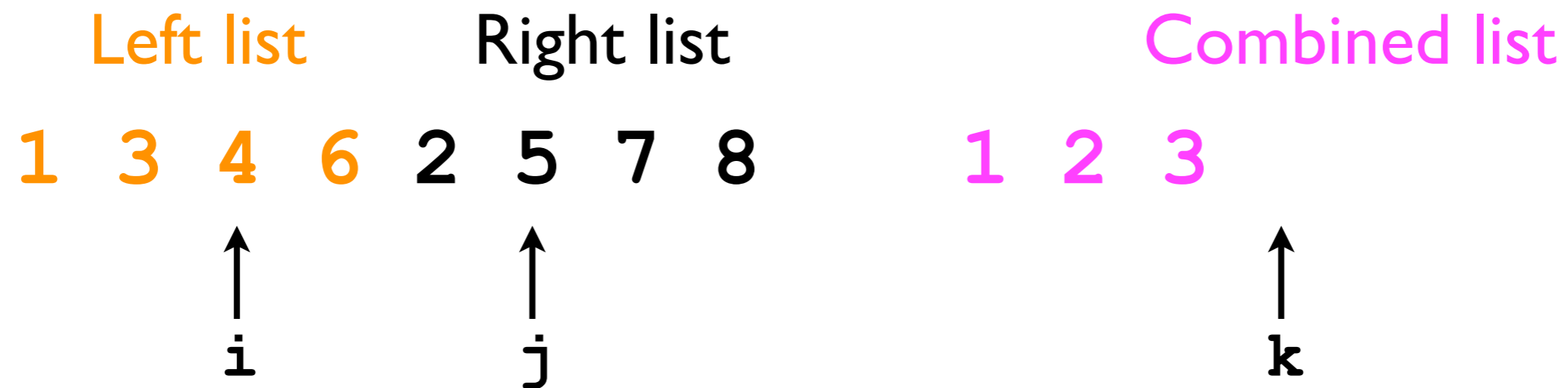
Pick out the smaller element x from the current position of either the left or right list;

Advance the pointer of whichever list contained x ;

Then *insert* x into the combined list.

Merging two sorted lists

- Example:



Iterate through both lists:

Pick out the smaller element x from the current position of either the left or right list;

Advance the pointer of whichever list contained x ;

Then *insert* x into the combined list.

Merging two sorted lists

- Example:



Iterate through both lists:

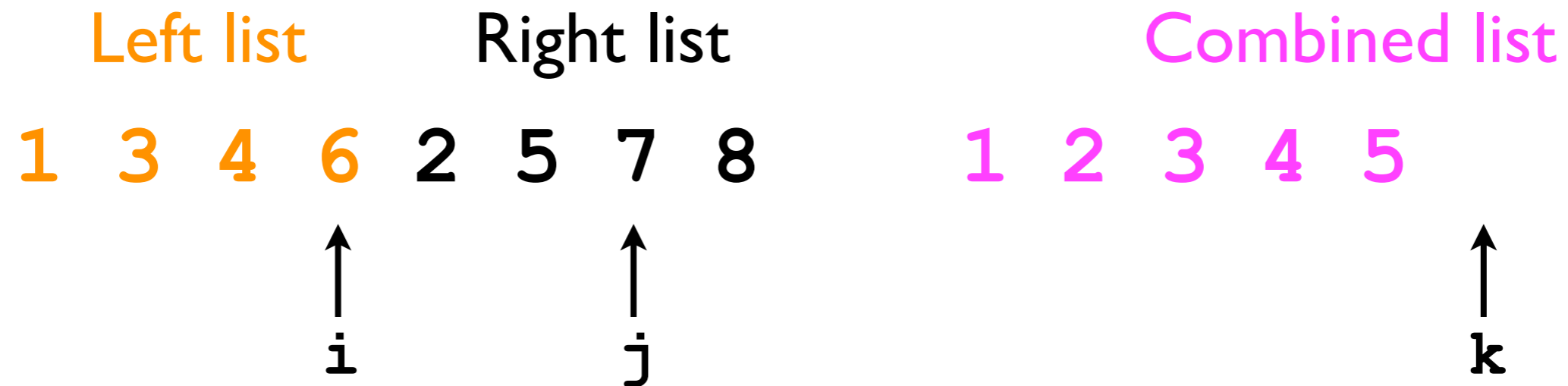
Pick out the smaller element x from the current position of either the left or right list;

Advance the pointer of whichever list contained x ;

Then *insert* x into the combined list.

Merging two sorted lists

- Example:



Iterate through both lists:

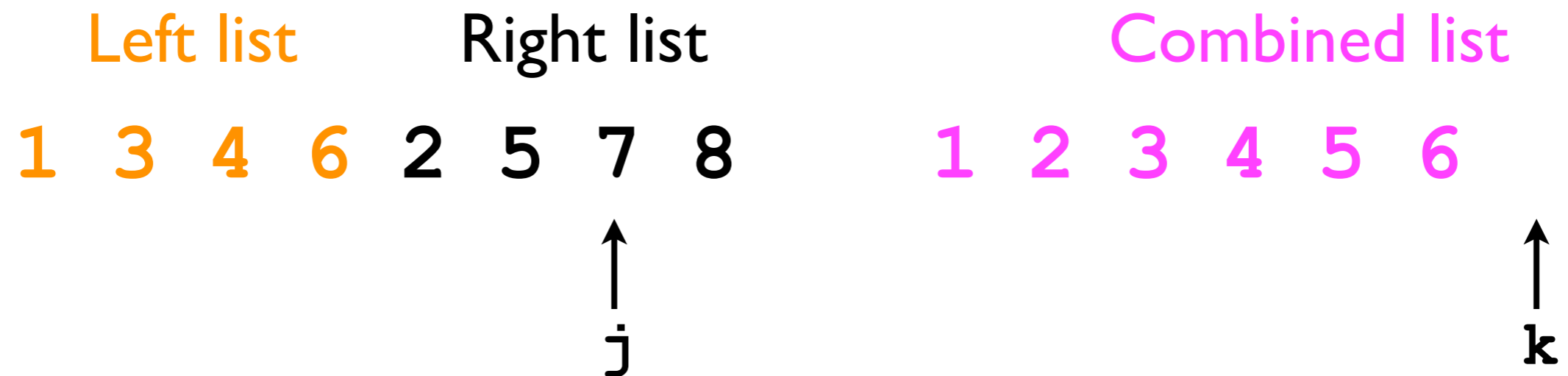
Pick out the smaller element x from the current position of either the left or right list;

Advance the pointer of whichever list contained x ;

Then *insert* x into the combined list.

Merging two sorted lists

- Example:



Iterate through both lists:

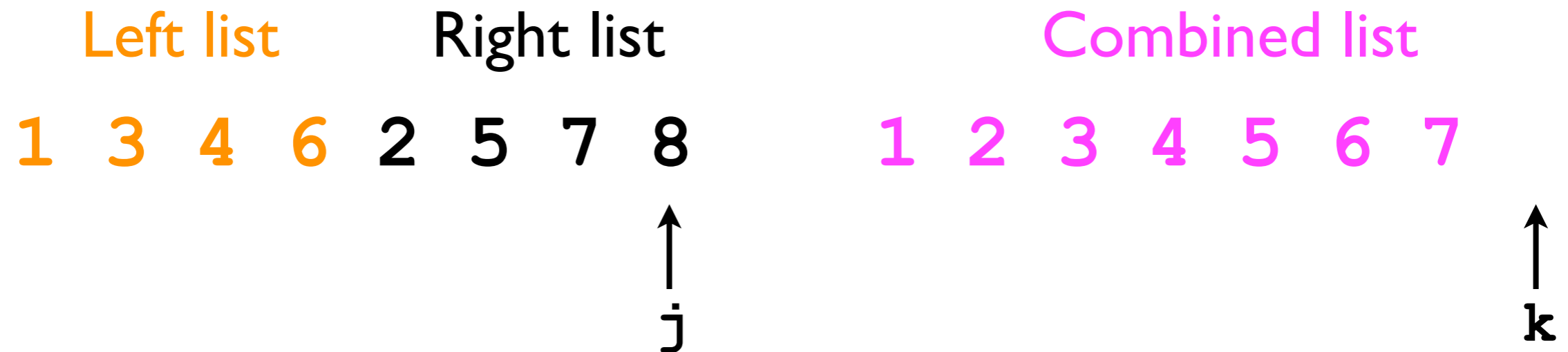
Pick out the smaller element x from the current position of either the left or right list;

Advance the pointer of whichever list contained x ;

Then *insert* x into the combined list.

Merging two sorted lists

- Example:



Iterate through both lists:

Pick out the smaller element x from the current position of either the left or right list;

Advance the pointer of whichever list contained x ;

Then *insert* x into the combined list.

Merging two sorted lists

- Example:

Left list	Right list	Combined list
1 3 4 6	2 5 7 8	1 2 3 4 5 6 7 8

Done.

Iterate through both lists:

Pick out the smaller element x from the current position of either the left or right list;

Advance the pointer of whichever list contained x ;

Then *insert* x into the combined list.

Mergesort

- Given a left list ($n/2$ elements) and a right list ($n/2$ elements), “merging” them into a combined list (n elements) takes time $O(n)$.
- However, it requires that we allocate a *temporary array* of size n .
- Mergesort does not operate *in-place*.*
- After merging, we copy the elements in the temporary array back into the input array.

* Except when using a linked-list representation.

Mergesort

- Given a procedure to *merge two sorted lists*, we can define a *recursive sorting algorithm* in the following way:
 - Given an input array:
 - If its length is 1, then it's already sorted.
 - Else:
 - Divide the list into two halves.
 - Recursively sort each half.
 - Merge their results into one combined list.

Mergesort

- Mergesort's pseudocode:

```
void mergesort (array) {  
    If array.length == 1, then do nothing.      Base case  
    Else:  
        Split array evenly into leftArray and rightArray.  
Recursive mergesort(leftArray);  
part      mergesort(rightArray);  
        Merge the leftArray and rightArray into array  
    }  
}
```

- Let's see how it works in practice...

Mergesort

- **Example:** First stage: recursively divide until we reach the base case.

6 1 4 3 8 7 2 5

Split list and
recurse.

```
void mergesort (array) {  
    If array.length == 1, then do nothing.  
    Else:  
        Split array evenly into leftArray and rightArray.  
        mergesort(leftArray);  
        mergesort(rightArray);  
        Merge the leftArray and rightArray into array  
}
```

Mergesort

- **Example:** First stage: recursively divide until we reach the base case.

6 1 4 3 8 7 2 5

6 1 4 3 8 7 2 5

Split list and
recurse.

```
void mergesort (array) {  
    If array.length == 1, then do nothing.  
    Else:  
        Split array evenly into leftArray and rightArray.  
        mergesort(leftArray);  
        mergesort(rightArray);  
        Merge the leftArray and rightArray into array  
}
```

Mergesort

- **Example:** First stage: recursively divide until we reach the base case.

6 1 4 3 8 7 2 5

Split list and
recurse.

6 1 4 3 8 7 2 5

Split list and
recurse.

6 1 4 3 8 7 2 5

Split list and
recurse.

6 1 4 3 8 7 2 5

```
void mergesort (array) {  
    If array.length == 1, then do nothing.  
    Else:  
        Split array evenly into leftArray and rightArray.  
        mergesort(leftArray);  
        mergesort(rightArray);  
        Merge the leftArray and rightArray into array  
}
```

Mergesort

- Example:

Each of these is a “list” (size 1) passed to a recursive call to Mergesort.

6 1 4 3 8 7 2 5

```
void mergesort (array) {  
    If array.length == 1, then do nothing.  
    Else:  
        Split array evenly into leftArray and rightArray.  
        mergesort(leftArray);  
        mergesort(rightArray);  
        Merge the leftArray and rightArray into array  
}
```

Mergesort

- Example: Second stage: merge each pair of sorted sub-lists.

1 6

3 4

7 8

2 5

Merge the two sub-lists.

6

1

4

3

8

7

2

5

```
void mergesort (array) {  
    If array.length == 1, then do nothing.  
    Else:  
        Split array evenly into leftArray and rightArray.  
        mergesort(leftArray);  
        mergesort(rightArray);  
        Merge the leftArray and rightArray into array  
}
```

Mergesort

- Example: Second stage: merge each pair of sorted sub-lists.

1 3 4 6

2 5 7 8

Merge the two
sub-lists.

1 6

3 4

7 8

2 5

6

1

4

3

8

7

2

5

```
void mergesort (array) {  
    If array.length == 1, then do nothing.  
    Else:  
        Split array evenly into leftArray and rightArray.  
        mergesort(leftArray);  
        mergesort(rightArray);  
        Merge the leftArray and rightArray into array  
}
```


Mergesort

- Example: Second stage: merge each pair of sorted sub-lists.

1 2 3 4 5 6 7 8

Merge the two
sub-lists.

1 3 4 6 2 5 7 8

1 6 3 4 7 8 2 5

6 1 4 3 8 7 2 5

```
void mergesort (array) {  
  If array.length == 1, then do nothing.  
  Else:  
    Split array evenly into leftArray and rightArray.  
    mergesort(leftArray);  
    mergesort(rightArray);  
    Merge the leftArray and rightArray into array  
}
```

Mergesort

- Example:

Done.

1 2 3 4 5 6 7 8

1 3 4 6 2 5 7 8

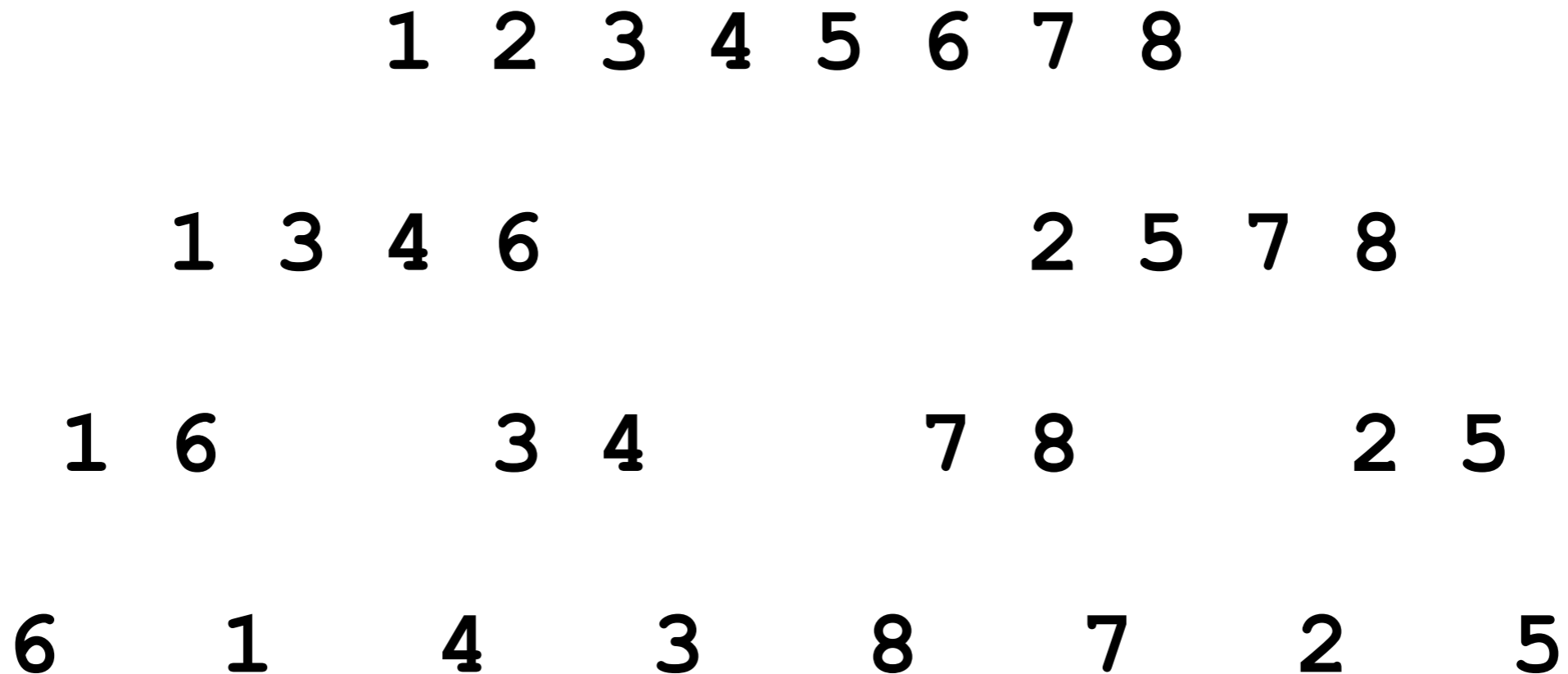
1 6 3 4 7 8 2 5

6 1 4 3 8 7 2 5

```
void mergesort (array) {  
  If array.length == 1, then do nothing.  
  Else:  
    Split array evenly into leftArray and rightArray.  
    mergesort(leftArray);  
    mergesort(rightArray);  
    Merge the leftArray and rightArray into array  
}
```

Mergesort

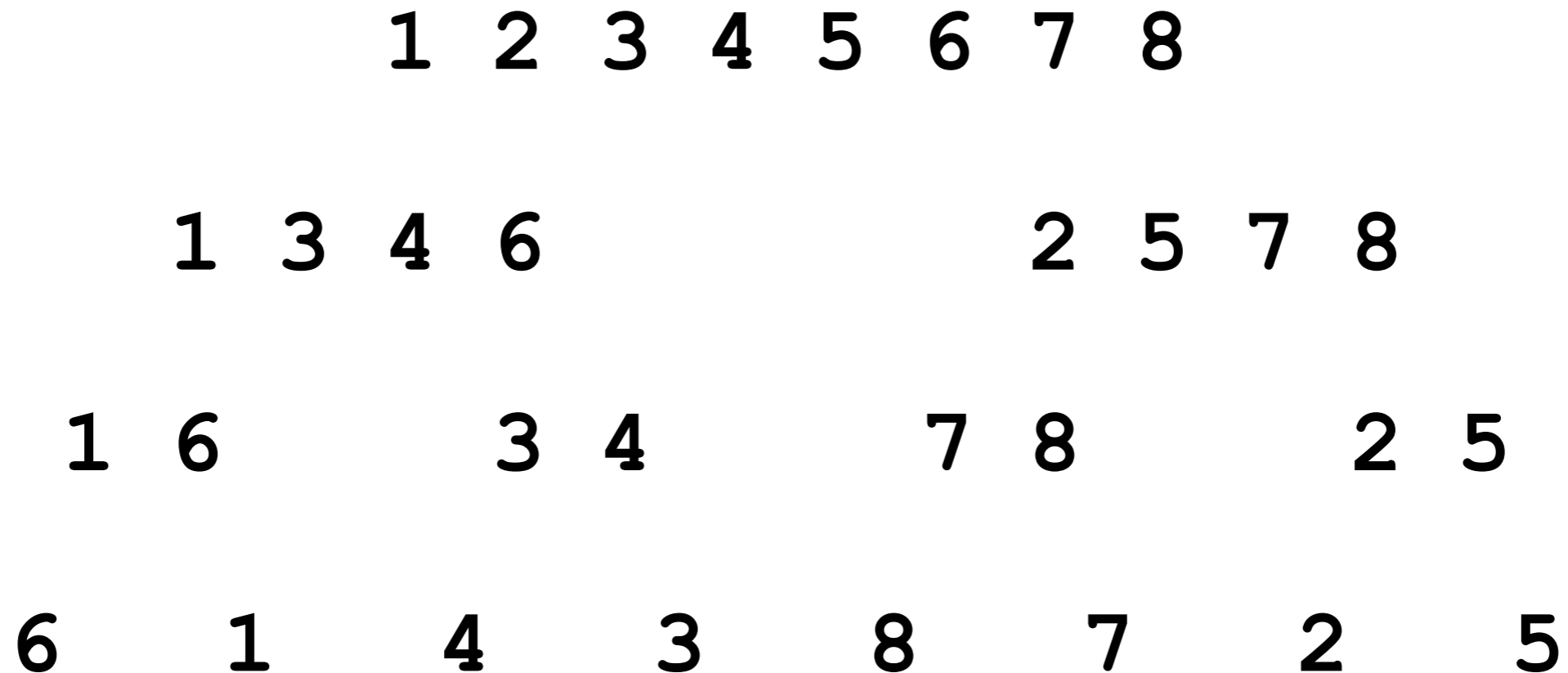
- Example:



- The *depth* of this recursive call stack is the *number of times we can divide n by 2*, i.e., $O(\log n)$.

Mergesort

- Example:



- At each level, *each element* in the input array had to be “touched” *once* (for the merge operation).
- *In total: $O(\log n) * n = O(n \log n)$.*

Mergesort

- Because Mergesort's dividing and merging requires the same number of operations *regardless* of the particular input, Mergesort's *best case* and *worst case* time complexities are both $O(n \log n)$.
- Mergesort is *stable* as long as the merge procedure selects the left array's x in the case of ties.